
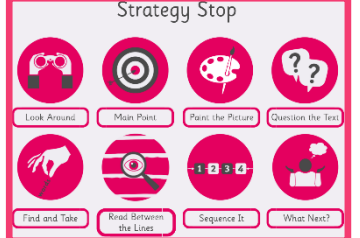






















## Northview Primary School Curriculum Overview | Year 3

	Autumn Term		Spring Term		Summer Term	
	Autumn 1	Autumn 2	Spring 1	Spring 2	Summer 1	Summer 2
<b>Reading</b> 	<p><i>In Year 2 to Year 6, we use Ready Steady Read Together to teach reading. It is a clear, structured and supported programme to develop: fluency, metacognition, oracy and comprehension skills. In our reading lessons, children will engage with a wide variety of carefully selected text extracts, encompassing different genres and styles. Through these extracts, they will develop and apply key strategies – ‘look around’, ‘main point’, ‘paint the picture’, ‘question the text’, ‘find and take’, ‘read between the lines’, ‘sequence it’ and ‘what next?’ – to deepen their comprehension and critical thinking skills. This approach allows for focused exploration of language, structure and meaning across a broader range of literature.</i></p>					
<b>English</b> 	 <b>The Iron Man</b> Narrative Explanation Text	 <b>Fox</b> Narrative Information Report	 <b>Rhythm of the Rain</b> Narrative Information Leaflet	 <b>The visible sounds</b> Narrative Letter  <b>It fell from the sky</b>	 <b>Egyptology</b> Narrative Diary	 <b>Into the Forest</b> Narrative Newspaper Report
<b>Mathematics</b> 	Place Value Addition and subtraction	Addition and subtraction Multiplication and division A	Multiplication and division B Length and perimeter	Fractions A Mass and capacity	Fractions B Money	Time Shape Statistics
<b>Science</b> 	Skeletons, muscles, and nutrition	Rocks and fossils	Light and shadows	Light and shadows	Plants - Needs for survival	Forces and magnets

<b>Humanities</b> 		Geography: Settlement and land use	History: Stone Bronze and Iron Ages	Geography: Climate and climate zones	History: Ancient Egypt	Geography: Europe	History: Kingdom of Benin
<b>Art</b> 	<b>DT</b> 	Art: Drawing: Developing drawing skills	Design Technology: Digital world: Wearable technology	Art: Craft and design: Ancient Egyptian Scrolls	Design Technology: Structures: Constructing a castle	Art: Sculpture and 3D: Abstract shape and space	Design Technology: Cooking and nutrition: Eating seasonally
<b>Music</b> 		Recorder	Singing Moving	Recorder	Singing Body Percussion 1	Ensemble Development	Ensemble Development
<b>PE</b> 		Invasion Games 1	Invasion Games 2	Foundations of Gymnastics	Net and Wall Games	Athletics	Striking and Fielding
<b>Dance</b> 		Street Dance Intermediate	Breakdance Intermediate	Bollywood Intermediate	Capoeira Intermediate	Cheerleading Intermediate	Street Dance Intermediate
<b>Computing</b> 		iCommunicate – L1	iProgram – L1	iSecure – L1	iCreate – L1	iJam – L1	iTech – L1
<b>MFL</b> <b>Spanish</b> 		Greetings and Numbers	Colours and Animals	Days, Months, Seasons and Fruits	Food, Drink and Giving Preferences	Families, Stories and Conversations	Cultural Diversity
<b>RE</b> 	<b>PSHE</b> 	PSHE: Being me in my world Celebrating Differences	RE: What makes us human?	PSHE: Dreams and Goals Healthy Me	RE: Where do our morals come from? What happens if we do wrong?	PSHE: Relationships Changing Me	RE: Are scriptures central to religion? Why is water symbolic? Why is fire used ceremonially?