








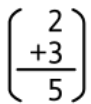













## Northview Primary School Curriculum Overview | Year 2

	Autumn Term		Spring Term		Summer Term	
	Autumn 1	Autumn 2	Spring 1	Spring 2	Summer 1	Summer 2
<b>Reading</b> 	<p><i>In Year 2 to Year 6, we use Ready Steady Read Together to teach reading. It is a clear, structured and supported programme to develop: fluency, metacognition, oracy and comprehension skills. In our reading lessons, children will engage with a wide variety of carefully selected text extracts, encompassing different genres and styles. Through these extracts, they will develop and apply key strategies – ‘look around’, ‘main point’, ‘paint the picture’, ‘question the text’, ‘find and take’, ‘read between the lines’, ‘sequence it’ and ‘what next?’ – to deepen their comprehension and critical thinking skills. This approach allows for focused exploration of language, structure and meaning across a broader range of literature.</i></p>					
<b>English</b> 	 <b>River</b> Narrative Letter	 The Night Gardener Narrative Diary	 The Bog Baby Narrative Instructions	 Grandad's Island Narrative Information Text	 The King Who Banned the Dark Persuasive Letter Narrative	 Rosie Revere Narrative Explanation Text
<b>Mathematics</b> 	Place value Addition and subtraction	Addition and subtraction Shape	Multiplication and division Length and height	Mass, capacity and temperature	Fractions Time	Statistics Position and direction
<b>Science</b> 	Uses of materials	Animals and survival	Habitats	Habitats	Protecting the environment	Plants and growth
<b>Humanities</b> 	<i>Geography:</i> Planet Earth	<i>History:</i> The Great Fire of London	<i>Geography:</i> Planet Earth	<i>History:</i> Kings and Queens	<i>Geography:</i> Life in Kenya	<i>History:</i> People who make a Difference

<b>Art</b> 	<b>DT</b> 	<i>Art:</i> Drawing: Understanding tone and texture	<i>Design Technology:</i> Structures: Baby bear's chair	<i>Art:</i> Painting and Mixed Media: Life in colour	<i>Design Technology:</i> Mechanisms: Fairground wheel	<i>Art:</i> Sculpture and 3D: Clay houses	<i>Design Technology:</i> Mechanisms: Making a moving monster
<b>Music</b> 		Pitch and Rhythm through singing	Pitch and Rhythm through singing	Recorder Introduction	Recorder Introduction	Recorder Development	Recorder Development
<b>PE</b> 		FMS – Tag Games 1	FMS – Tag Games 2	FMS – Foundations of Gymnastics	FMS – Net and Wall	FMS – Athletics	FMS – Strike and Field
<b>Dance</b> 		Street Dance Beginner	Breakdance Beginner	Bollywood Beginner	Capoeira Beginner	Cheerleading Beginner	Street Dance Beginner
<b>Computing</b> 		iCommunicate – Lite L2	iProgram – Lite L2	iSecure – Lite L2	iCreate – Lite L2	iJam – Lite L2	iTech – Lite L2
<b>MFL Spanish</b> 		Greetings and Numbers	Colours and Animals	Days, Months, Seasons and Fruits	Food, Drink and Giving Preferences	Families, Stories and Conversations	Cultural Diversity
<b>RE</b> 	<b>PSHE</b> 	PSHE: Being me in my world Celebrating Differences	RE: Why do we need to give thanks?	PSHE: Dreams and Goals Healthy Me	RE: What is a prophet?	PSHE: Relationships Changing Me	RE: How do some people talk to God? Where do some people talk to God?